

# CardinalStone Balanced Investment Plan ("CSBIP")

## Quarterly Newsletter –June 2017



### FUND FACTS

<b>Fund Manager:</b>	CardinalStone Asset Management
<b>Launch Date:</b>	April 2010
<b>Initial Investment:</b>	₦100,000
<b>Additional Investment:</b>	₦50,000
<b>Net Assets Value per Share:</b>	₦1.7055

### FUND PERFORMANCE

	4Q16	1Q17	2Q17	YTD
<b>FUND</b>	2.12%	2.96%	9.87%	13.13%
<b>NSEASI</b>	-5.16%	-5.05%	29.79%	23.23%
<b>10Y BOND*</b>	3.84%	3.91%	4.01%	8.03%
<b>COMPOSITE**</b>	-0.66%	-0.57%	16.90%	15.63%

\*Average yield on 16.39% FGN 2022 Bond pro-rated for period

\*\*Composite benchmark is based on Plan allocation of 50% Equities & 50% Fixed Income

### FUND OBJECTIVE

The Plan is designed to offer long term capital appreciation to investors with moderate risk thresholds. The Plan seeks to achieve its objectives by investing its funds in a balanced mix between equities quoted on the Nigerian Stock Exchange and fixed income securities. The Plan will also maintain a minimal holding in alternative investments.

### PORTFOLIO MANAGER'S COMMENTARY

The CardinalStone Balanced Investment Plan ("CSBIP") opened for the quarter on 1 April 2017 with an Offer price of ₦1.5523 and closed for the quarter at an Offer price of ₦1.7055; a return of 9.87%.

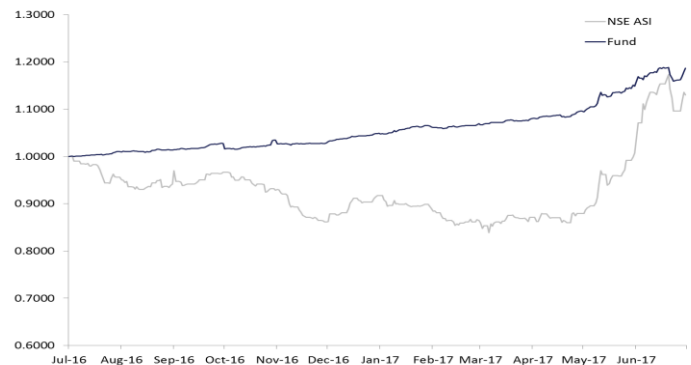
The introduction of the Importer/Exporter foreign exchange market by the Central Bank of Nigeria in April proved to be the catalyst which caused a remarkable change in market sentiments. While Q1 GDP of 0.52% showed that the country was still in a recession, the rate of growth of inflation continued to reduce as June and May inflation figures came in at 16.1% and 16.3% respectively. At the end of the quarter, the Nigerian Stock Exchange All Share Index (NSE ASI) gained 29.79%. This was a significant improvement on the decline of 5.05% recorded in the preceding quarter.

A performance attribution analysis showed that all sectors in the equities market appreciated during the quarter. The consumer goods sector led the way as it gained a whopping 55.37%. The banking sector index gained 45.11% while the oil and gas index gained 10.51%.

Yields on sovereign bonds closed largely stable as the monetary authorities maintained a tightening stance and mopped up liquidity often. Bond yields were relatively sticky throughout the quarter. The 7 year bond was the biggest mover, with yields rising by as high as 68bps. The 5yr, 7yr, 10 yr, and 20yr bonds closed at 16.34%, 16.45%, 15.84% and 15.93% respectively.

This quarter we expect mixed sentiments as expectations of positive half year results should drive a bullish start which may eventually give way to profit taking towards the end of the quarter once there are no catalysts to spur buying interest. Yields on fixed income instruments should remain at stable as the government keeps borrowing to finance its budget deficit.

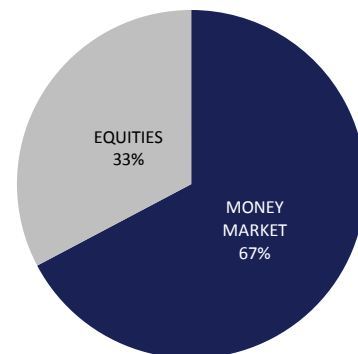
### NAV PERFORMANCE (ONE YEAR ROLLING)



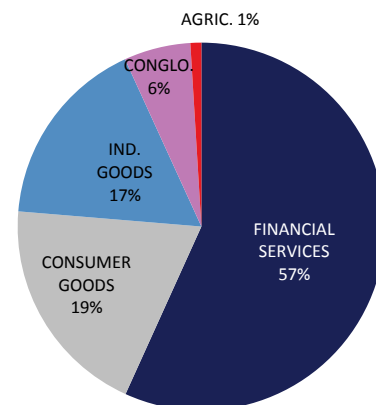
### TOP STOCK HOLDINGS

STOCK	SECTOR	Weight
ZENITH BANK	FINANCIAL SERVICES	5.94%
STANBIC	FINANCIAL SERVICES	5.84%
DANGCEM	INDUSTRIAL GOODS	4.44%
FBNH	FINANCIAL SERVICES	3.85%

### STRATEGIC ALLOCATION



### EQUITIES ALLOCATION BY SECTOR



For further enquiries please speak to our Investment advisors (Pius on 08090479268 or Chinonso on 09090649283) or send us a mail at [invest@cardinalstone.com](mailto:invest@cardinalstone.com)

**Disclaimer**  
The purpose of this fact sheet is to provide summary information and does not constitute a recommendation to buy or sell shares in the Fund. Any decision to buy and sell shares should be made after seeking appropriate professional advice. The CardinalStone Structured Investment Plans are not registered with the Securities and Exchange Commission (SEC) and as such are not marketed or sold to the public as this is not legally permitted. Persons in receipt of the information contained herein are required to inform themselves about and observe such restrictions. Past performance is not necessarily a guide to future performance. The value of investments and the income from them can fluctuate and are not guaranteed. The views expressed are as at the date hereof and are subject to change. They do not constitute investment or any advice. This report is produced by CSP Asset Management.