

CardinalStone Balanced Investment Plan ("CSBIP")

Quarterly Newsletter – June 2016



FUND FACTS

Fund Manager:	CardinalStone Asset Management
Launch Date:	April 2010
Initial Investment:	₦100,000
Additional Investment:	₦50,000
Net Assets Value per Share:	₦1.4373

FUND PERFORMANCE

	4Q15	1Q16	2Q16	YTD
FUND	-0.80%	-0.89%	4.77%	3.84%
NSEASI	-8.25%	-11.65%	16.96%	3.34%
10Y BOND*	3.02%	2.92%	3.29%	6.22%
COMPOSITE**	-2.62%	-4.36%	10.13%	4.78%

*Average yield on 16.39% FGN 2022 Bond pro-rated for period

**Composite benchmark is based on Plan allocation of 50% Equities & 50% Fixed Income

FUND OBJECTIVE

The Plan is designed to offer long term capital appreciation to investors with moderate risk thresholds. The Plan seeks to achieve its objectives by investing its funds in a balanced mix between equities quoted on the Nigerian Stock Exchange and fixed income securities. The Plan will also maintain a minimal holding in alternative investments.

PORTFOLIO MANAGER'S COMMENTARY

The CardinalStone Balanced Investment Plan ("CSBIP") opened for the quarter on 1 April 2016 with an Offer price of ₦1.3718 and closed for the quarter at an Offer price of ₦1.4373; a return of 4.77%.

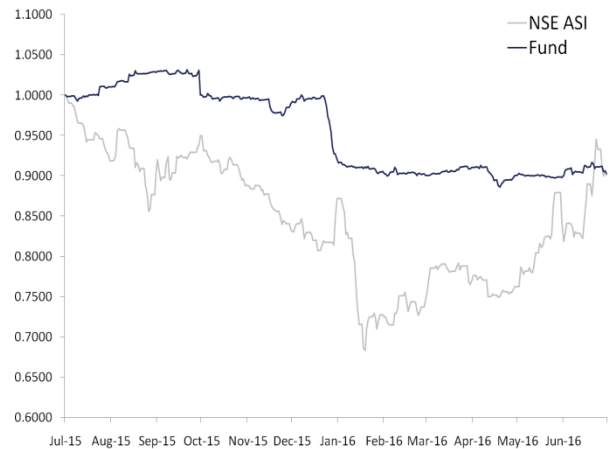
Catalyzed by the unexpected partial deregulation of the downstream petroleum sector and CBN's decision to adopt a flexible exchange rate (both in May), the equities market bounced back from a tough first quarter. Local investors became more active in anticipation of the eventual return of foreign portfolio investors, many of whom are underweight Nigerian equities. Some foreign portfolio investors facing difficulty in repatriating their dividend income also returned to the stock market. At the end of the quarter, the Nigerian Stock Exchange All-Share Index (NSE ASI) gained an impressive 16.96% - a significant improvement on the previous quarter when it lost 11.65%.

A performance attribution analysis showed that all sectors except the Oil and Gas sector appreciated during the quarter. The Banking sector topped the gainers chart with an appreciation of 38.68% followed by the Consumer Goods sector which gained 19.6%.

In response to the steep rise in inflation and an expectation of increased government borrowing to augment revenue shortfalls, yields on sovereign bonds increased across all tenors. The yields on the 5yr, 7yr, 10yr and 20yr bonds rose by 191 bps, 299 bps, 237 bps, and 317 bps respectively to close the quarter at 13.42%, 13.45%, 13.75% and 14.15% respectively.

This quarter, we expect the equities market to weaken given the sustained apathy of foreign portfolio investors as a result of the poor implementation of the new FX framework, (which meant many foreign investors remained on the sidelines), poor macro-fundamentals and weak corporate earnings. We also expect yields on fixed income investments to rise as in response to high inflation and increased government borrowing

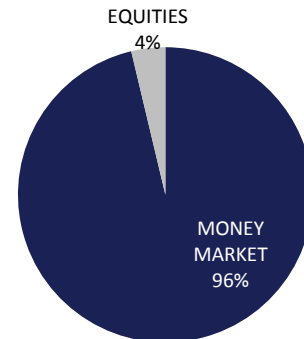
NAV PERFORMANCE (ONE YEAR ROLLING)



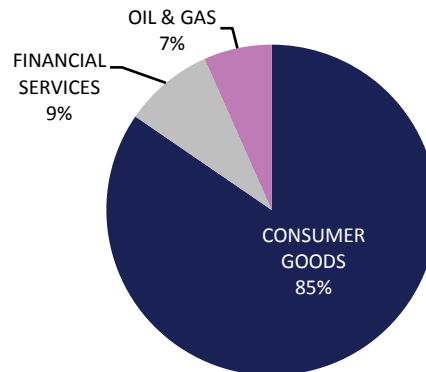
TOP STOCK HOLDINGS

STOCK	SECTOR	Weight
DANGSUGAR	CONSUMER GOODS	1.88%
CADBURY	CONSUMER GOODS	1.26%
CUSTODYINS	FINANCIAL SERVICES	0.33%
MOBIL	OIL & GAS	0.25%

STRATEGIC ALLOCATION



EQUITIES ALLOCATION BY SECTOR



For further enquiries please speak to our Investment advisors (Pius on 08090479268 or Tina on 08090415167) or send us a mail at investment@cardinalstone.com

Disclaimer
The purpose of this fact sheet is to provide summary information and does not constitute a recommendation to buy or sell shares in the Fund. Any decision to buy and sell shares should be made after seeking appropriate professional advice. The CardinalStone Partners (CSP) Structured Investment Plans are not registered with the Securities and Exchange Commission (SEC) and as such are not marketed or sold to the public as this is not legally permitted. Persons in receipt of the information contained herein are required to inform themselves about and observe such restrictions. Past performance is not necessarily a guide to future performance. The value of investments and the income from them can fluctuate and are not guaranteed. The views expressed are as at the date hereof and are subject to change. They do not constitute investment or any advice. This report is produced by CSP Asset Management.